



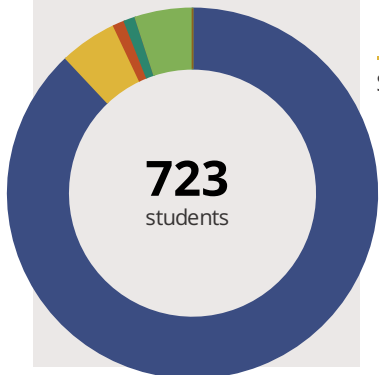
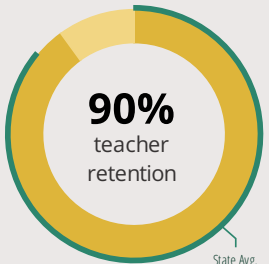
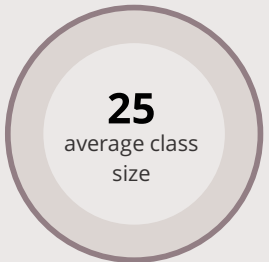
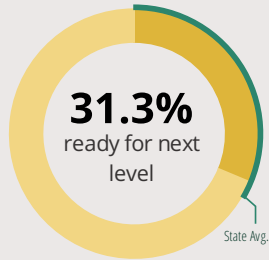
# HERRIN C U S D 4 ELEM SCHOOL

5200 HERRIN RD HERRIN, IL 62948 6346 (618) 942-2744

Grades: 2-5  
District: HERRIN CUSD 4

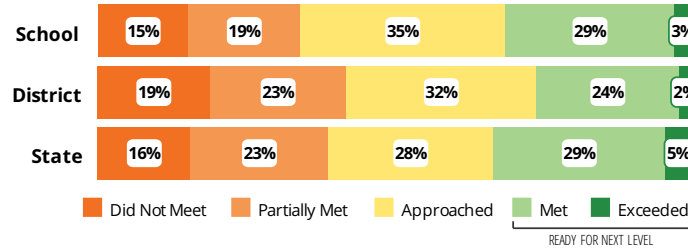
Principal: Ms. Bobbi Bigler  
Superintendent: Dr. Terry Ryker

## FAST FACTS



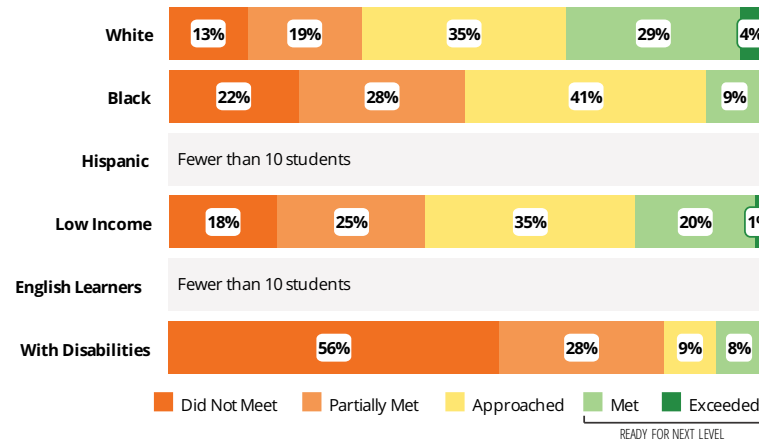
## Academic Success

All Illinois students in grades 3-8 take the PARCC assessment each year. High school students take the PARCC in specific Math or English Language Arts (ELA) courses.



## Success by Student Group

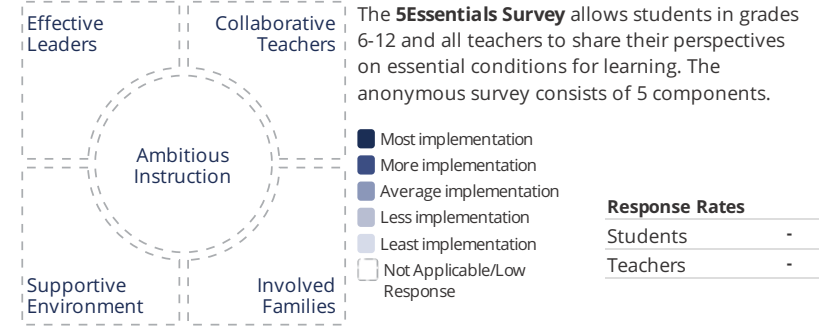
This display shows PARCC performance levels for each student group. No data is shown for groups with fewer than 10 students.



## Student Characteristics

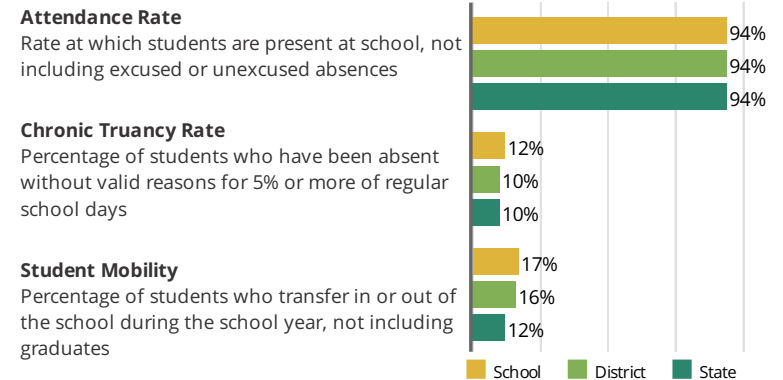
White	88%	Low Income	64%
Black	5%	English Learners	0%
Hispanic	1%	With Disabilities	19%
Asian	1%	Homeless	1%
American Indian	0%		
Two or More Races	5%		
Pacific Islander	0%		

## School Environment



- Effective Leaders**  
Do principals and teachers implement a shared vision for success?
- Collaborative Teachers**  
Do teachers collaborate to promote professional growth?
- Ambitious Instruction**  
Are the classes challenging and engaging?
- Supportive Environment**  
Is the school safe, demanding, and supportive?
- Involved Families**  
Does the entire staff build strong external relationships?

## Student Attendance and Mobility





# HERRIN C U S D 4 ELEM SCHOOL

## School Highlights

### Academic Courses

### Career Development Courses and Programs

### Physical Education, Heath and Wellness

PE

### Athletics

Boy's Baseball, Boy's Cross Country, Girl's Basketball, Girl's Cross Country

### Other Programs and Activities

After School Care, Drama/Theatre, Family Nights, Parent Associations

### School Personnel Resources

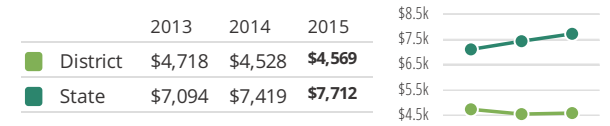
School Social Worker

### School Awards

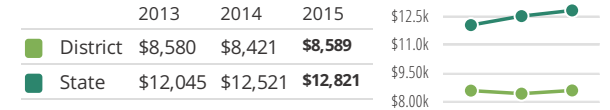
### Facilities

## District Finance

**Instructional Spending per Pupil** includes only the activities directly dealing with the teaching of students or the interaction between teachers and students.



**Operational Spending per Pupil** includes all costs for overall operations in this school's district, including Instructional Spending, but excluding summer school, adult education, capital expenditures, and long-term debt payments.



## Educator Measures

This school has had **2 principal(s)** over the past 6 years. In the last three years, an average of **90% of teachers** return to this school each year.

## FOR MORE INFORMATION

Visit [IllinoisReportCard.com](http://IllinoisReportCard.com) to see additional details about each item of information for this school. There you will find charts spanning multiple years, detailed explanations, resources, more of the school's programs and activities, and powerful tools that let you dig deeper into data.

Most of this data has been collected by ISBE from school districts through data systems. Some information, such as the School Highlights, is entered directly by principals and can be updated throughout the year.